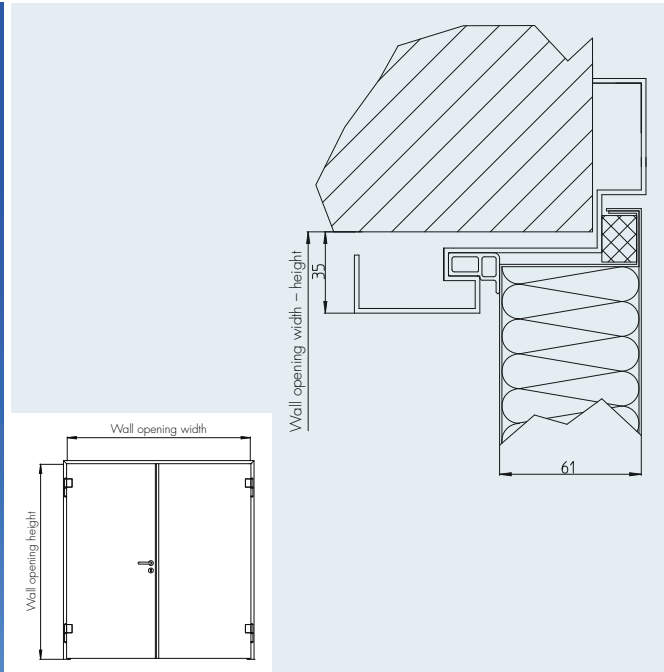


Hinged service room doors ST61 / ST62



Wall opening (width x height)

_____ x _____ mm

Standard dimensions

from: 500 x 500 mm
to: 2750 x 2750 mm

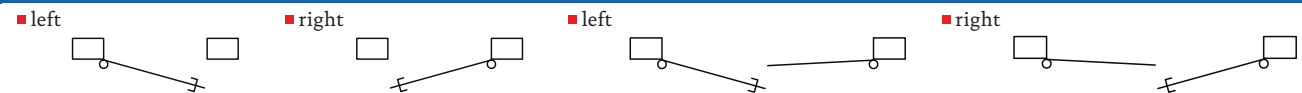
Other dimensions available on request.

Surface

- Polished, grain size 240
- Stripe finish
- Circular brush finish

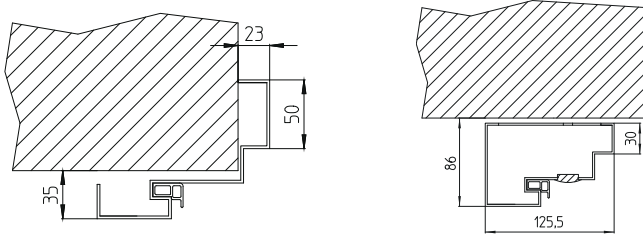
Other finishes available on request.

Opening direction



Frames

- Corner frame (EZD) ³⁾
- Block frame (BZD) ³⁾



Description for use in tenders

Hinged service room door, model ST61 / ST62; with corner frame made in sheet steel, thickness 2.0 mm; with seal on 3 sides; with sealing door sill, protruding by 20 mm; door leaf 61 mm thick, folded on 4 sides, fully sealed, double-wall construction in machine-straightened sheet steel, thickness 1.0 mm; with internal stainless steel stiffening profiles; suitable for retrofitting with door-closing mechanism; flat, with rigid PUR HD foam insulation, CFC-free; DIN 18250 class 4 lock with stainless steel face plate, profile cylinder hole; DIN 18273 stainless steel handle set; 2 stainless steel construction hinges (180 mm) with axial ball bearings per leaf, for minimum friction.

Material

- 1.4301 (AISI 304)
- 1.4571 (AISI 316 Ti) ¹⁾

¹⁾ hinges 1.4301 ²⁾ not suitable for outside doors ³⁾ Installation in masonry and concrete walls ⁴⁾ PU element installation