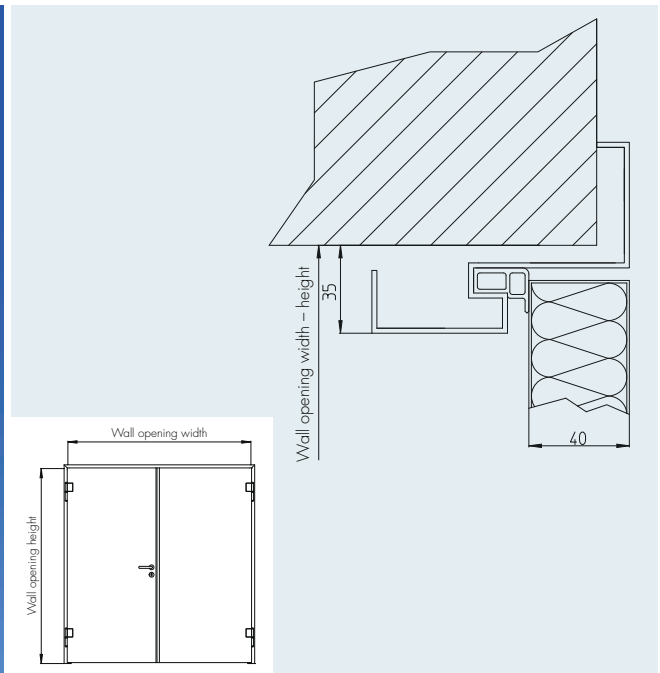


## Hinged service room doors ST41 / ST42



### Wall opening (width x height)

### Standard dimensions

\_\_\_\_\_ x \_\_\_\_\_ mm

from: 500 x 500 mm  
to: 2750 x 2750 mm

Other dimensions available on request.

### Surface

■ Polished, grain size 240

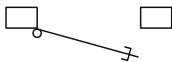
■ Stripe finish

■ Circular brush finish

Other finishes available on request.

### Opening direction

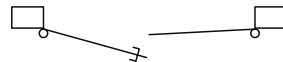
■ left



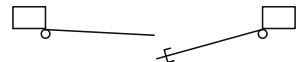
■ right



■ left



■ right



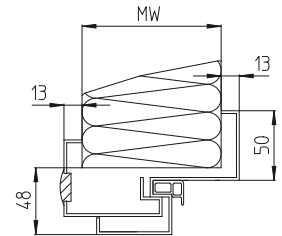
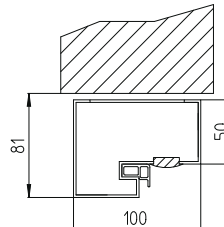
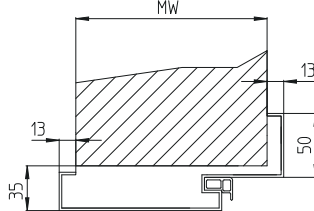
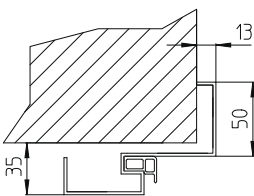
### Frames

■ Corner frame (EZD) <sup>3)</sup>

■ Surrounding frame (UZD) <sup>3)</sup>

■ Block frame (BZD) <sup>3)</sup>

■ Clamping frame (KLZ) <sup>4)</sup>



### Description for use in tenders

Hinged service room door, model ST41 / ST42; with corner frame made in sheet steel, thickness 2.0 mm; with seal on 3 sides; door leaf 40 mm thick, flush edge, fully sealed, double-wall construction in machine-straightened sheet steel, thickness 1.0 mm; with internal stainless steel stiffening profiles; suitable for retrofitting with door-closing mechanism; flat, with rigid PUR HD foam insulation, CFC-free; DIN 18250 class 4 lock with stainless steel face plate, profile cylinder hole; DIN 18273 stainless steel handle set; 2 stainless steel construction hinges (180 mm) with axial ball bearings per leaf, for minimum friction.

### Material

■ 1.4301 (AISI 304)

■ 1.4571 (AISI 316 Ti) <sup>1)</sup>